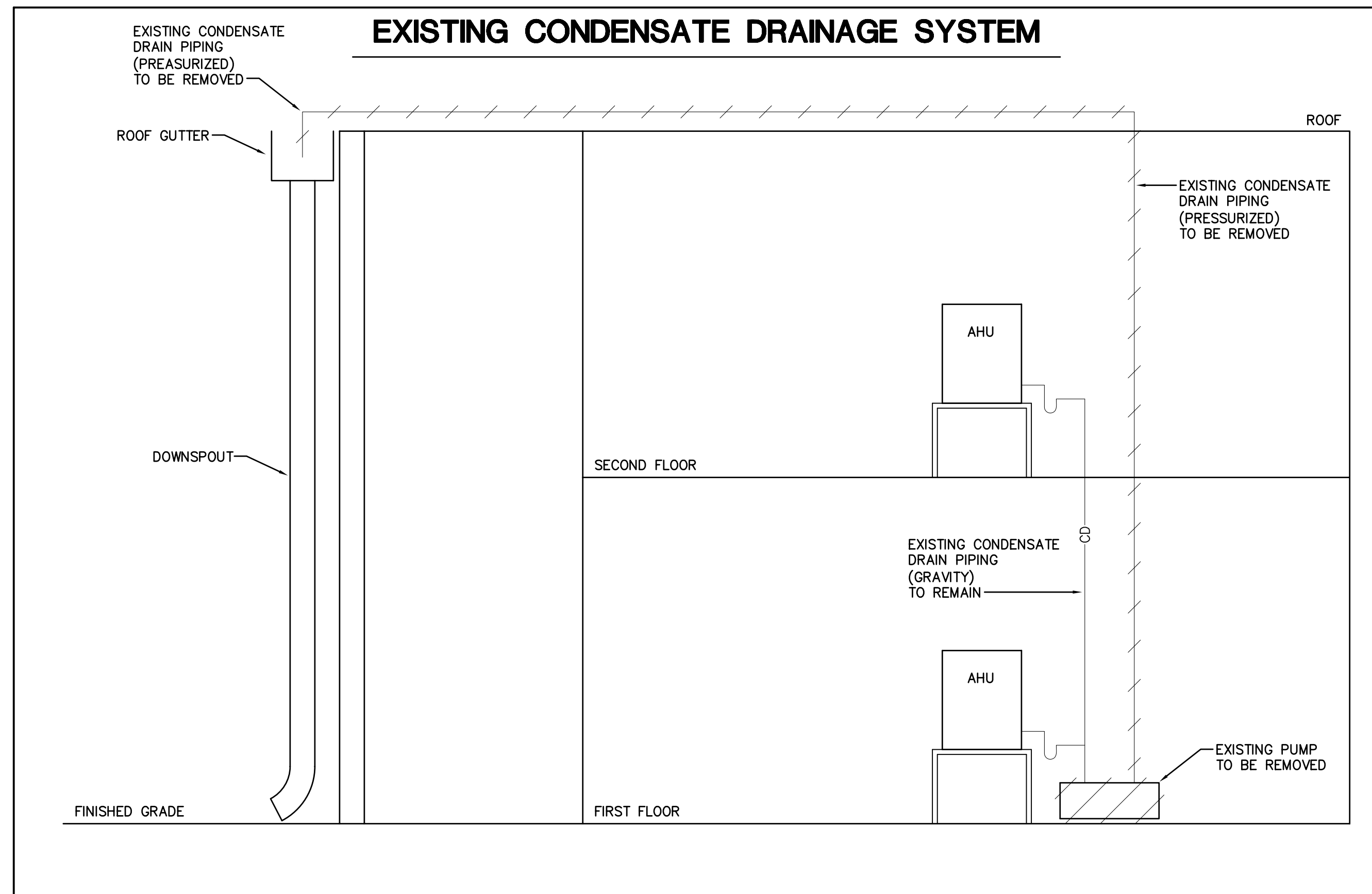


**PLUMBING GENERAL NOTES**

- CUT AND PATCH EXISTING CONCRETE SLAB AND SIDEWALK AS REQUIRED TO INSTALL NEW BELOW GRADE CONDENSATE PIPING.
- NEW BELOW GRADE CONDENSATE PIPE SHALL BE 1" SCHEDULE 40 PVC, UNINSULATED. REFER TO SPECS FOR ADDITIONAL INFORMATION.
- NEW ABOVE GRADE CONDENSATE PIPE SHALL BE 1" SCHEDULE 40 PVC, INSULATED. REFER TO SPECS FOR ADDITIONAL INFORMATION.
- CONTRACTOR SHALL BE RESPONSIBLE FOR PROVIDING ALL NECESSARY FITTINGS AS REQUIRED BY ALL APPLICABLE CODES AND GOVERNING AUTHORITIES.
- CONTRACTOR SHALL VERIFY AND CORRECT AS REQUIRED TO MEET ALL CODES AND REGULATIONS ANY POSSIBLE DISCREPANCIES BETWEEN TYPE AND SIZE OF CONNECTION SPECIFIED IN PLUMBING FIXTURE SCHEDULE AND FIXTURES ACTUALLY INSTALLED ON THE SITE.
- SANITARY PIPING 2" SHALL HAVE A 1/4" PER FT. SLOPE. PIPING 3" & LARGER SHALL HAVE A 1/8" PER FT. SLOPE MINIMUM.
- VALVES AND FITTINGS SHALL BE OF SAME SIZE OF LINE ON WHICH THEY ARE LOCATED, UNLESS OTHERWISE INDICATED ON DRAWINGS.
- CONTRACTOR SHALL COORDINATE ALL WORK WITH OTHER TRADES.
- CONTRACTOR SHALL FIELD VERIFY ALL GIVEN MEASUREMENTS PRIOR TO LAYING AND CONNECTING ALL SANITARY AND WASTE PIPING AND NOTIFY ARCHITECT OF ANY DISCREPANCIES.
- CONTRACTOR SHALL BE RESPONSIBLE FOR MAINTAINING FIRE RATING AND WEATHERPROOFING INTEGRITY OF ALL PIPING AND PENETRATIONS. REFER TO DETAILS.
- CONTRACTOR SHALL BE RESPONSIBLE FOR PROVIDING ALL NECESSARY SUPPORTING DEVICES FOR ALL FIXTURES INCLUDED IN CONTRACT OR HEREIN SPECIFIED OR OTHERWISE.
- ALL DRAINAGE PIPING SHALL BE MARKED WITH THE SEAL OF APPROVAL OF THE NATIONAL SANITATION FOUNDATION.
- CONTRACTOR SHALL VERIFY INVERT ELEVATIONS OF SEWERS TO WHICH NEW SEWER LINES ARE TO BE CONNECTED BEFORE INSTALLATION OF NEW SEWER LINE.
- CONTRACTOR SHALL INSTALL DIELECTRIC UNIONS AT CONNECTIONS OF DISSIMILAR METALS.
- THE CONTRACTOR SHALL MAKE ALL FINAL CONNECTIONS TO FIXTURES.

**EXISTING CONDENSATE DRAINAGE SYSTEM**



**PLUMBING SYMBOL LEGEND**

SYMBOL	DESCRIPTION
---	SANITARY SEWER
---	STORM DRAINAGE
---	CONDENSATE DRAINAGE
---	VENT PIPING
---	COLD WATER PIPING
---	HOT WATER PIPING
→	DIRECTION OF FLOW
⊗	SHUTOFF VALVE
⊘	ELBOW TURNED DOWN
⊙	ELBOW TURNED UP
⊕	TEE TURNED UP
⊖	TEE TURNED DOWN
■	WATER HAMMER ARRESTOR
OC	P-TRAP BELOW GRADE
WCO	WALL CLEANOUT
FCO	FLOOR CLEANOUT
CO	EXTERIOR CLEANOUT
⊕	PRESSURE & TEMPERATURE RELIEF VALVE (AGA RATED)
⊙	HUB DRAIN
⊕	FLOOR DRAIN
H HB	HOSE BIB
⊕	CONNECT TO EXISTING SERVICES
↑	INVERT ELEVATION
⊕	INSERT INDICATES DETAIL NUMBER
⊕	INSERT INDICATES SHEET NUMBER
⊕	INSERT INDICATES RISER NUMBER
⊕	INSERT INDICATES SHEET NUMBER
CIVIL PLAN	BY PLUMBING CONTRACTOR
←	REFER TO CIVIL PLANS FOR CONTINUATION
⊕	2-WAY CONTROL VALVE
F/S	COMBINATION FIRE & SMOKE DAMPER
⊕	EXHAUST FAN
⊕	RETURN/EXHAUST DUCT (SECTION)

NO.	REVISIONS	
	DATE	COMMENTS
1	▲	▲
2	▲	▲
3	▲	▲

**RENOVATION/RESTORATION PROJECT**  
**MARINER BEACH CLUB**  
 4220 GULF BOULEVARD  
 ST. PETERSBURG BEACH, FLORIDA 33706

**billerreinhardt**  
 STRUCTURAL GROUP, INC.  
 4014 gulf highway suite 248, tampa, florida 33618  
 telephone : 813.908.7203 fax : 813.908.7303  
 email : info@billerreinhardt.com  
 State of Florida Certificate of Authorization No. 9149

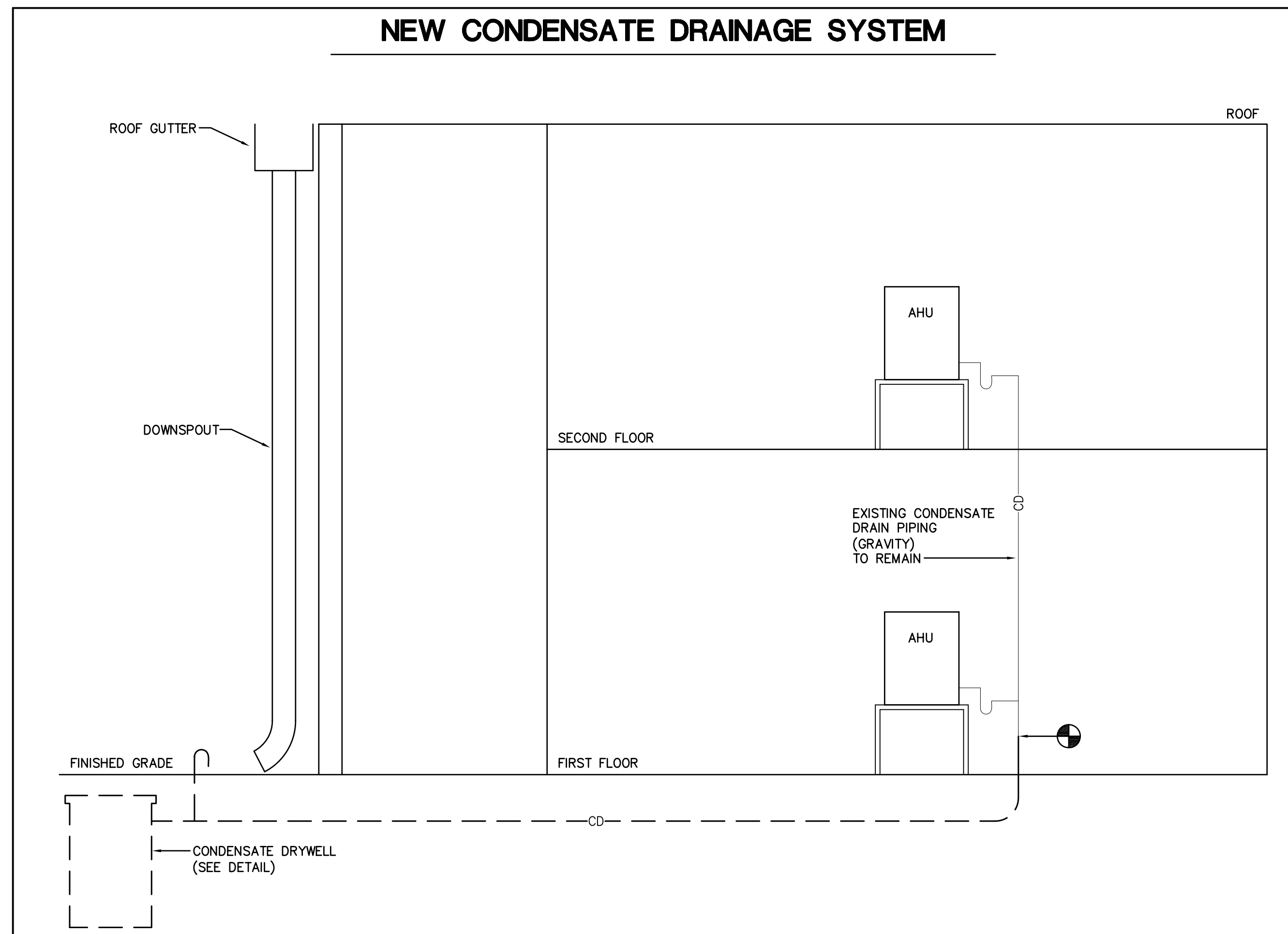
USE THE SET OF THE PLANS AND SPECIFICATIONS COMPLETE WITH THE APPLICABLE NATIONAL BUILDING CODES

**PLUMBING LEGEND**  
 DATE: 02-23-09 DRAWN BY: CSR  
 JOB NO: 08-132 DESIGN BY: OFB

SHEET NO.  
**P0.0**

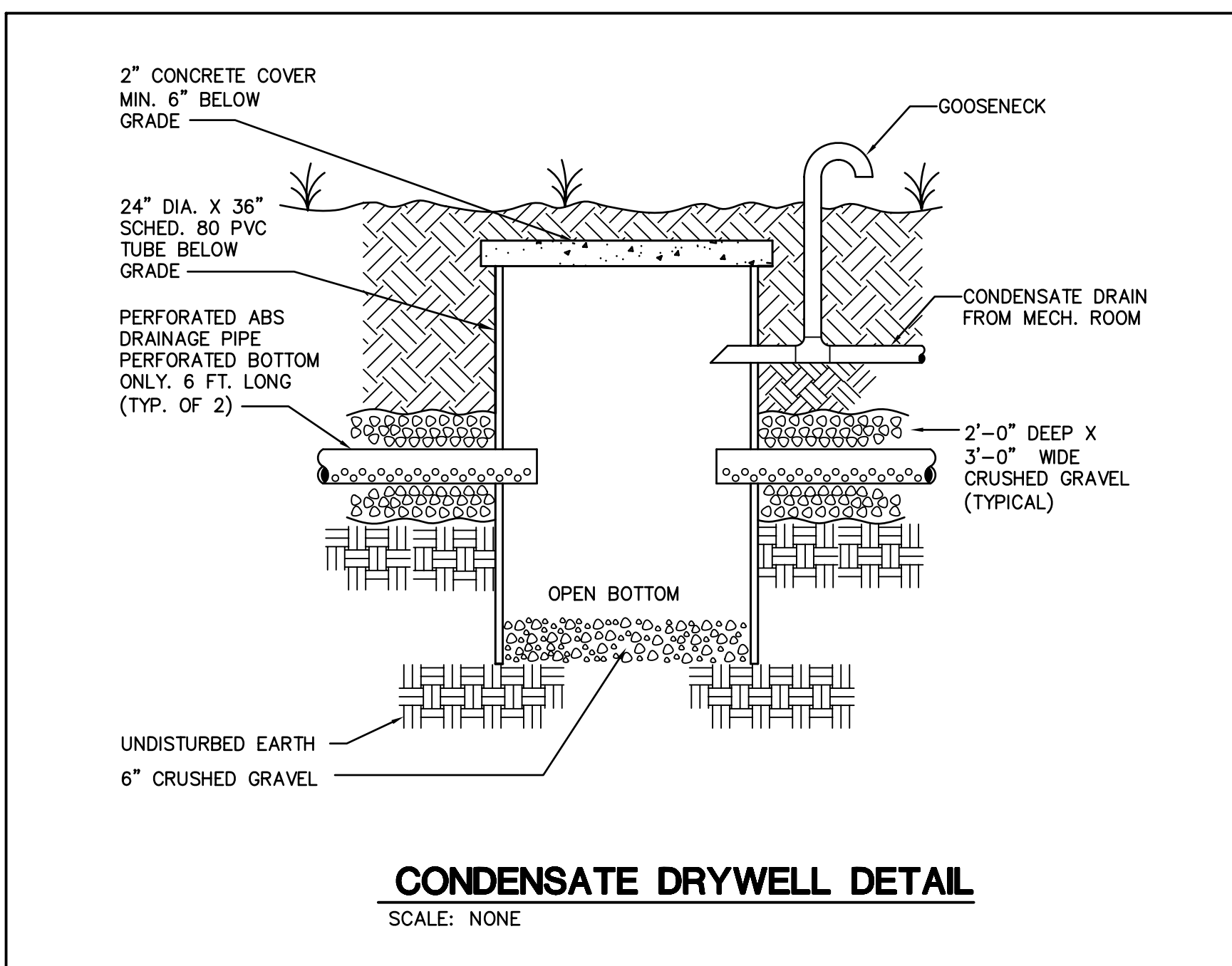
**ENGINEERING MATRIX, INC.**  
 CONSULTING ENGINEERS  
 2860 SCHERER DRIVE, SUITE 640  
 ST. PETERSBURG, FLORIDA 33716  
 (727) 573-4656 FAX:(727) 573-3902 EMAIL: email@engmtx.com  
 CERT. OF AUTHORIZATION NO. 4288 EMI JOB NO. 08-1320  
 © 2009 Engineering Matrix, Inc.

**NEW CONDENSATE DRAINAGE SYSTEM**



**LEGEND**

SCALE: NO SCALE



**CONDENSATE DRYWELL DETAIL**

SCALE: NONE